

# TRIM, INTERIOR DOORS & HARDWARE


STRINGFELLOW  
1006 HALYCON AVE.

Last Date Updated: 8/9/23

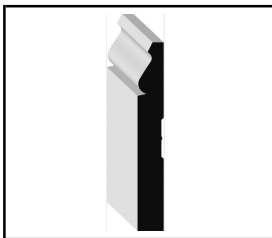
**COLORS VARY WHEN VIEWED ON COMPUTER SCREEN OR PRINTED FROM THE ACTUAL SELECTION**



<b>Location:</b>	<b>DOORS THROUGHOUT</b>	<b>Item:</b>	DOOR HARDWARE
<b>Manufacturer:</b>	EMTEK	<b>Size:</b>	RECTANGLE
<b>Model Info:</b>	5112ROUUS19	<b>Finish:</b>	FLAT BLACK
<b>Vendor:</b>	FERGUSON		
<b>Notes:</b>	PER PLAN DOOR PLACEMENTS - PRIVACY/PASSAGE PER CLIENT		



<b>Location:</b>	<b>DOORS THROUGHOUT</b>	<b>Item:</b>	DOOR PROFILE
<b>Manufacturer:</b>	CENTRAL WOODWORK	<b>Size:</b>	PER PLAN
<b>Model Info:</b>	2 PANEL SQUARE TOP	<b>Finish:</b>	PAINT GRADE
<b>Vendor:</b>	CENTRAL WOODWORK		
<b>Notes:</b>	PER PLAN DOOR PLACEMENTS		




<b>Location:</b>	<b>INTERIOR THROUGHOUT</b>	<b>Item:</b>	BASEBOARDS
<b>Manufacturer:</b>	METRIE	<b>Size:</b>	7-1/4"
<b>Model Info:</b>	163E7P	<b>Finish:</b>	FINGERJOINT PINE
<b>Vendor:</b>	CENTRAL WOODWORK		
<b>Notes:</b>			



<b>Location:</b>	<b>INTERIOR THROUGHOUT</b>	<b>Item:</b>	CASING
<b>Manufacturer:</b>	METRIE	<b>Size:</b>	3-1/4"
<b>Model Info:</b>	1677973	<b>Finish:</b>	MDF
<b>Vendor:</b>	CENTRAL WOODWORK		
<b>Notes:</b>	TO INCLUDE PINTH BLOCKS		



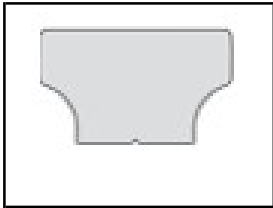
<b>Location:</b>	<b>INTERIOR THROUGHOUT</b>	<b>Item:</b>	CROWN
<b>Manufacturer:</b>	METRIE	<b>Size:</b>	5-1/4"
<b>Model Info:</b>	1328541	<b>Finish:</b>	MDF
<b>Vendor:</b>	CENTRAL WOODWORK		
<b>Notes:</b>	CABINET CROWN		



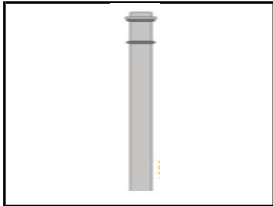
<b>Location:</b>	<b>SITTING ROOM</b>	<b>Item:</b>	JUDGES PANELS TRIM
<b>Manufacturer:</b>	METRIE	<b>Size:</b>	1-1/2"
<b>Model Info:</b>	1577995	<b>Finish:</b>	PAINT GRADE
<b>Vendor:</b>	CENTRAL WOODWORK		
<b>Notes:</b>	PER JUDGES PANEL DESIGN		




<b>Location:</b>	<b>LIVING ROOM</b>	<b>Item:</b>	FIREPLACE SURROUND
<b>Manufacturer:</b>	FRANCOIS & CO	<b>Size:</b>	LARGE - 73.5"
<b>Model Info:</b>	CALIX - MT360-74-54	<b>Finish:</b>	LIMESTONE WHITE
<b>Vendor:</b>	FRANCOIS & CO		



<b>Location:</b>	<b>STAIRS</b>	<b>Item:</b>	HANDRAIL
<b>Manufacturer:</b>	CENTRAL WOODWORK	<b>Size:</b>	2-5/8" X 1-5.8"
<b>Model Info:</b>	6840	<b>Finish:</b>	STAIN GRADE
<b>Vendor:</b>	CENTRAL WOODWORK		
<b>Placement:</b>			



<b>Location:</b>	<b>STAIRS</b>	<b>Item:</b>	NEWEL
<b>Manufacturer:</b>	CENTRAL WOODWORK	<b>Size:</b>	3-1/2"X56"
<b>Model Info:</b>	4076	<b>Finish:</b>	STAIN GRADE
<b>Vendor:</b>	CENTRAL WOODWORK		
<b>Placement:</b>			



<b>Location:</b>	<b>STAIRS</b>	<b>Item:</b>	BALUSTERS
<b>Manufacturer:</b>	CENTRAL WOODWORK	<b>Size:</b>	1/2" X 44"
<b>Model Info:</b>	PLASB	<b>Finish:</b>	STAIN GRADE
<b>Vendor:</b>	CENTRAL WOODWORK		
<b>Placement:</b>			